

# TECHNICAL SPECIFICATIONS



northern  
beaches  
council



Main Stage

# Table of Contents

- VENUE .....4
- OVERVIEW.....4
- SEATING .....4
- SEATING CAPACITY:.....4
- DISABLED SEATING.....4
- SOUND CONSOLE .....4
- REMOVABLE SEATS.....4
- SEATING PLAN .....5
- STAGING .....7
- SETTING LINE.....7
- ORCHESTRAL EQUIPMENT.....7
- STAGE FLOOR.....8
- STAGE COVERS .....8
- STAGING UNITS.....8
- ACCESS EQUIPMENT .....8
- LOADING EQUIPMENT .....8
- WORKSHOP FACILITIES.....8
- STAGE DRAPERY .....8
- STAGE MACHINERY .....9
- COUNTERWEIGHT FLY SYSTEM.....9
- FIRE CURTAIN.....9
- WATER CURTAIN.....9
- SMOKE EXTRACTION .....9
- STANDARD HANGING PLOT .....10
- ACCESS.....11
- LOADING DOCK ACCESS.....11
- LOADING DOCK DIMENSIONS .....11
- PARKING.....11
- DELIVERIES/ COLLECTIONS.....11
- STAGE MANAGEMENT SYSTEM.....12
- PRODUCTION DESK.....12
- PAGING MIC.....12
- TALK BACK SYSTEMS.....12
- Wired talk back system:.....12
- Wireless talk back system.....12
- LIGHTING EQUIPMENT .....13
- LAMPS.....13

LIGHTING CONTROL.....	13
DMX SPLITTERS .....	13
DIMMERS.....	13
POWER OUTLETS AND DISTRIBUTION.....	13
FOH LIGHTING BAR POSITIONS .....	14
STAGE EFFECTS.....	14
AUDITORIUM LIGHTING.....	14
STANDARD RIG.....	15
AUDIO EQUIPMENT .....	16
AUDIO CONSOLES.....	16
AUDIO INTERFACE.....	16
PROCESSOR.....	16
FOH SPEAKERS .....	16
PORTABLE/MONITOR .....	16
WIRED MICROPHONES.....	17
RADIO MICROPHONE SYSTEM.....	17
MICROPHONE STANDS.....	17
PLAYBACK UNITS.....	17
AUDIO VISUAL.....	18
PROJECTORS .....	18
CONTROL.....	18
CAPTIONING SYSTEM .....	18
NOISE LEVELS .....	18
LOW VOLTAGE DISTRIBUTION.....	19
BACKSTAGE.....	20
DRESSING ROOMS .....	20
LAUNDRY / WARDROBE.....	21
GREENROOM .....	21
ADDITIONAL VENUE INFORMATION .....	22
FOYER.....	22
REHEARSAL SPACE: CROWN ROOM .....	23
VENUE .....	24
STREET ADDRESS.....	24
POSTAL ADDRESS PO BOX 124.....	24
CONTACTS .....	24

## VENUE


### OVERVIEW

Glen Street Theatre Main Stage is a 400-seat proscenium arch theatre with a raked fan-shaped auditorium. In addition, there are 40 counter weighted fly lines and an orchestra pit, which, normally covered, provides for a thrust area.

## SEATING

### SEATING CAPACITY:

The maximum capacity is 391 patrons, subject to the configuration of the auditorium. See disabled seating and sound console information below.



### DISABLED SEATING

Up to six wheelchair positions can be provided, each position requiring the removal of two seats. I.e., Provision of all six wheelchair positions requires the removal of twelve seats. Access ramps are available into the venue and into the auditorium.

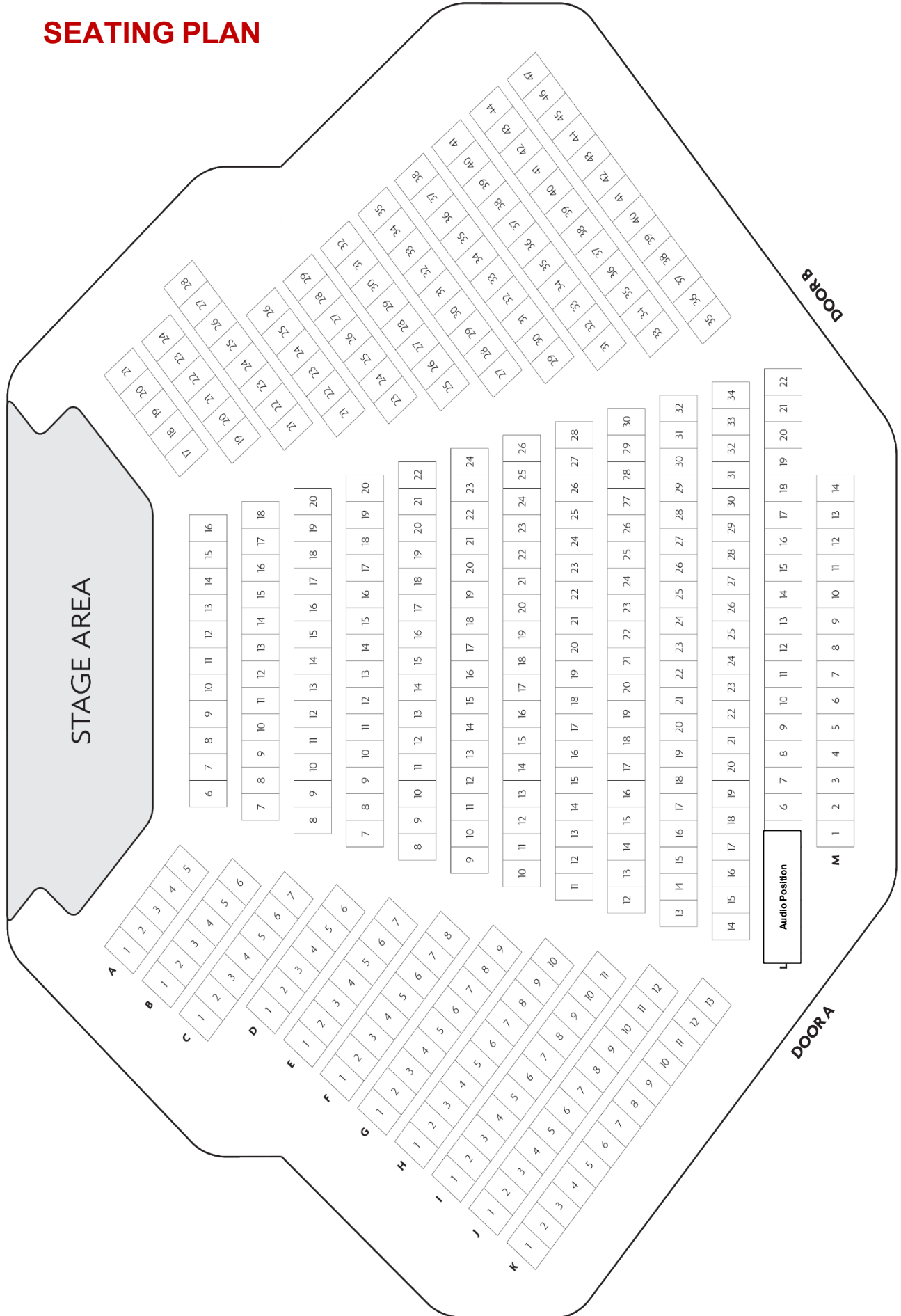
### SOUND CONSOLE

The sound console can be located within the auditorium; five seats are required to accommodate this.

### REMOVABLE SEATS

	<b>Number of seats removed</b>	<b>Seat Numbers</b>
Sound Console	5	L1 – L5
Wheelchair seating	12 seats accommodate 6 wheelchairs	K5 – K13 & K35 – K40

# SEATING PLAN



# STAGING

## SETTING LINE

The rear of the Proscenium Arch is the setting line.

### Dimensions

Stage Height	
Height to underside of grid	12m
Height to underside of Proscenium	5m
To Fly Galley Floor OP	5.05m
To Galley Floor PS	7.2m
Drift	6.5m

Stage Width	
Wall to Wall	22m
Inside Proscenium	10m
Width between Galleries	13.13m
Standard Batten Length	12m

Stage Depth	
Setting line to Back Wall	8m
Setting line to the last fly line	6.79m
Setting line to edge of forestage	1.1m
Setting line to front edge of pit	3m
Front edge of stage to rear wall	11m

## ORCHESTRA PIT

- Dimensions are 10m wide by 4m deep.
- Depth from front of stage is 2.4m.
- Authorized to hold 27 musicians.
- Pit wall is fitted with audio and power outlets.
- Access via stairs in OP wings.

Stage Loading	
Concentrated	450Kg
Per Square Meter	750Kg



## ORCHESTRAL EQUIPMENT

- 1 x Yamaha C5 baby grand piano.
- 1 x Lagonda upright piano (this piano is in rehearsal condition and is old and weathered).
- 10 x music stands.
- 10 x sconce lights.

## STAGE FLOOR

Surface is black painted masonite panels laid over hardwood, no rake.

All penetrations must be approved by Glen Street Theatre Technical Management prior to arrival. Make good will be at a cost to the presenter.

Areas painted by hirer must be returned to original colour. Paint type is 'Durabond Stage Black' any other paints must be approved by the Glen Street Technical Management prior to use.

## STAGE COVERS

Black/White Rosco Dance floor available.

Tarkett	Length	Width	Qty
	11.73m	1.6m	6
	10m (shape cut to thrust)	1.6m	1

## STAGING UNITS

- Staging 1m x 2m - Adjustable height 200mm increments to 1.2m (No handrail)

## ACCESS EQUIPMENT

- 1 x telescope
- 1 x 5m-9m Aluminium Extension ladder
- 1 x 3.4m Fibreglass A-Frame ladder
- 1 x 2.27m Fibreglass A-Frame ladder
- 1 x 1.75m Fibreglass A-Frame double sided ladder

## LOADING EQUIPMENT

- A small selection of dollies

## WORKSHOP FACILITIES


- There is no dedicated workshop, however basic repairs may be facilitated onsite.
- A range of small hand tools are available.

## STAGE DRAPERY

Type	Material	Colour	Width	Height	Quantity	Fire Rating
House Curtain		Red	12m	6.0m	1	IFR
Borders	Flat, Wool	Black	12m	1.76m	6	IFR
Legs	Flat, Wool	Black	2.3m	6.0m	3 Pairs	Class A
Legs	50% gathered, Wool	Black	2.3	6.0m	7 Pairs	IFR
Tabs	Flat, Wool	Black	7m	6.0m	1 Pair	Class A
Tabs	50% gathered, Wool	Black	7m	6.0m	1 Pair	IFR
Cyclorama	Cotton	White	12.6m	6.0m	2	IFR
Scrim	Sharks Tooth	Black	12m	5.0m	1	Class A

# STAGE MACHINERY

## COUNTERWEIGHT FLY SYSTEM



40 single purchase, 4 line counterweight set installed on OP wall frame.  
Flown from stage level OP side.

	Standard	Lighting Bar
Cradle Capacity	<b>450Kg</b>	
Standard Fly Weights	15kg & 7kg	
Batten Travel	11.5m	
Batten Type	50mm Steel	50mm Aluminium
Batten Length	12.5m	12m
Pick Up locations	1945mm & 5445mm from center	
Batten Point Load	65 Kg	
Bars that can NOT be swung without prior approval	Line 1 (House curtain) Line 10 (Projector Screen)	

## FIRE CURTAIN

Material	Fire resistant Fibre
Released from	Prompt & Op corners
Winch Up Mechanism	Motorised from OP corner
Operating time	Under 30 seconds

## WATER CURTAIN

Sprinkler system that drenches fire curtain, controlled from Prompt or OP corners.

## SMOKE EXTRACTION

Automatically or manually activated.



## STANDARD HANGING PLOT

Line Number	From Setting Line	Line Type	Standard Rig Allocation	Other
1	550mm		HOUSE CURTAIN	
2	695mm		Border	
3	850mm		Legs	
4	995mm			
5	1155mm		LX 1	
6	1340mm			
7	1470mm		LX 1.5	
8	1640mm		Border	
9	1750mm		Legs	
10	1900mm		Projection Screen	
11	2050mm		Border	
12	2195mm		Legs	
13	2480mm			
14	2650mm		LX 2	
15	2790mm			
16	2930mm			
17	3090mm			
18	3225mm		Border	
19	3380mm		Legs	
20	3535mm		LX 3	
21	3675mm			
22	3845mm		LX 3.5	
23	3975mm		Border	
24	4150mm		Legs	
25	4300mm		Mid – Cyc	
26	4435mm		TAB	
27	4780mm		LX 4	
28	4910mm			
29	5065mm			
30	5210mm			
31	5350mm		Border	
32	5500mm		Legs	
33	5650mm		LX 5	
34	5810mm			
35	5965mm		LX 6	
36	6115mm		CYC-LX	
37	6265mm		Border	
38	6420mm		Legs	
39	6540mm		Cyc	
40	6705mm		TAB	

1 x 10m Truss on 4 x manual chain blocks set on back wall.

1 x 6m Pan masking track operated manually located on Prompt and OP sides.

# ACCESS

## LOADING DOCK ACCESS

- Vehicle Access is off Glen Street (opposite Glenrose Shopping Centre)
- Vehicle must manoeuvre through a public car park.



## LOADING DOCK DIMENSIONS

Wide	2.14m
Height	3.44m
Diagonal	4.05
Dock level (above ground level)	1.15m
Scenery access to stage	Single step load direct from dock into OP wing (ramp available to span from truck to stage level)

## PARKING

Truck Parking	
Wide	4.5m
Long	7.3m

Company parking is available in one of several no time limit council carparks around the building.

## DELIVERIES/ COLLECTIONS

- There is no storage facility on site. All goods must arrive with and depart with visiting company during their hire period.
- Any exceptions must be arranged in advance.
- No responsibility is taken for goods received.

# STAGE MANAGEMENT SYSTEM

## PRODUCTION DESK

Technical Production desk can be set up in auditorium stalls.

- 2-3 Seats
- 1 x DMX
- 1 x Comms
- 1 x ethernet
- Power

## PAGING MIC

Sends to Dressing rooms and Crown Room, available from prompt corner, OP and Bio Box.

## TALK BACK SYSTEMS

Wired talk back system:

Jands Ezicom System with five permanently set up station:

1 x Audio, 1 x Lighting, 1 x Prompt, 1 x OP, 1 x Fly's.

Additional and alternative positions are available.

Wireless talk back system:

Riedel Bolero system with 3 wireless belt packs.

Talk Back (Total count)		
	1	Jands Ezicom E-401 4 Intercom.
	7	Jands Belt pack E101 Talk Back modules
	5	E100 Belt Packs
	10	Headsets

Stage Monitor System		
	1	OP (50 inch)
	1	Prompt (50 Inch)
	2	dressing rooms (40 inch)
	2	Crown room (75 inch)
	1	foyer (55inch)
	2	floating (55inch)
	1	Conductor Monitor rear Auditorium
Stage Managers Rack	1**	Blackmagic 4k display
	1**	Blackmagic Smartscope Duo 4K
Bio Box overhead console	1**	Blackmagic 4k display
	1**	Blackmagic Smartscope Duo 4K

\*Sends to Foyer, Dressing Room 1 and 2, OP, Prompt, Crown Room, Bio Box

\*\* These are also included in the AV equipment list

## LIGHTING EQUIPMENT

### LAMPS

Brand	Type	Description		Wattage	Qty	Angle
<b>ETC</b>	Source 4	Profile	Halogen	750w	32	36
<b>ETC</b>	Source 4	Profile	Halogen	750w	24	15/30
<b>ETC</b>	Source 4 Jnr	Profile	Halogen	575w	40	25/50
<b>Selecon</b>	Rama 150 FFT	7" Fresnel	Halogen	1200w	30	7/50
<b>Selecon</b>	SF 1200	7" Fresnel	Halogen	1200w	16	7/56
<b>Selecon</b>	PC 1200	7" PC	Halogen	1200w	2	
<b>Showpro</b>	Fusionpar H XII	RGBAW+UV Par	LED	12x10w	8	
<b>Prolight</b>	Astra Wash 7pix	Moving Wash	LED	7x40w	18	
<b>Robert Juliat</b>	Dalis 860	LED Cyc Unit	LED	300w	6	
<b>Robert Juliat</b>	Manon	Followspot	MSR	1200w	1	

### LIGHTING CONTROL

Brand	Model	Channels	Features
ETC	EOS APEX 10	24000 Outputs	Moving light and scroller control
ETC	GIO 2k	2048 Outputs	Moving light and scroller control
ETC	Ion 2k	2048 Outputs	Moving light and scroller control
ETC	Faderwing		Universal 2 x 10

### DMX SPLITTERS

Brand	Model	Outputs	Quantity
Jands	DD-8 splitter	8	1
Enttec	D-Spit	4	2
ETC	Net 3 DMX Node	4	1

### DIMMERS

Brand	Model	Channels	Features	Quantity
Jands	HPC-12	12	"Airgap" switchable dimmer to hot power	9
Jands	HPX-12	12	"Airgap" switchable dimmer to hot power	3
Jands	WMX-12	12	Wall mounted dimmer	6
Jands	HP-12	12	Portable Rack	3
LSC	ePac	12		1

### POWER OUTLETS AND DISTRIBUTION

Rating	Description		Position	Quantity
40amp	Outlet	3 Phase	PS Dimmer corner	14
32amp	Outlet	3 Phase	PS Dimmer corner	1
40amp	Outlet	3 Phase	Rear stage wall	1
40amp	Outlet	3 Phase	Foyer	3
Jands	JND-PDS12R	3 Phase	Portable	1

## FOH LIGHTING BAR POSITIONS

LX Bar number	10a outlets	Patch numbers	DMX outlets	XLR Outlets	Ethernet outlets	Bar Length	Throw to setting line	Angle to setting line
FOH Bridge	22	301-322	3	2	2	12.5m	10.3m	35 Degree
Orchestra Bridge	24	323 - 346	4	0	4	14.6m	6.75m	60 Degree
PS Perch	6	347 - 352	0	0	0	3.6m	7.9m	58 Degree
OP Perch	6	353 - 358	0	0	0	3.6m	7.9m	58 Degree

\*\* Any change from standard will incur a reset fee billed as labour hours.

## ON STAGE LIGHTING BARS

LX Bar number	10a outlets	Patch numbers	DMX outlets	XLR Outlets	Ethernet outlets	Bar Length	Load over bar weight
1	24	1 - 24	1	1	1	12m	?
2	24	25 - 48	1	1	1	12m	?
3	24	49 - 72	1	1	1	12m	?
4	24	73 - 96	1	1	1	12m	?
5	24	97-120	1	1	1	12m	?
6	24	121-144	1	1	1	12m	?
PS Fly Gallery	10	359 - 368	0	0	0	NA	NA

\*\* Any change from standard will incur a reset fee billed as labour hours.

## STAGE EFFECTS

Type	Brand	Model	Quantity
Co2 atmospheric Hazer	MDG	ATMe	1
Liquid Hazer	Look solutions	Unique 2.0	1

Accessories: Assorted power extension leads, Weiland Looms, boom arms, scaffolding clamps, hemp ropes, adjustable table lamps, sandbags.

## AUDITORIUM LIGHTING

Run through the NET 3 ACN Gateway DMX on Channel 512.



# AUDIO EQUIPMENT

## AUDIO CONSOLES

	Brand	Model
Main theatre console	Yamaha	CL1 Digital Desk
Sub mixer/backups	Yamaha	LS9 – 32 Digital Desk
	Yamaha	LS9 – 16 Digital Desk

### Audio control position:

Standard control position for audio operator is the Control Room. However, secondary positions can be in prompt corner or auditorium (seats 1-5 in row “L” these seats must be removed from sale).

## AUDIO INTERFACE

Brand	Model	Description	Quantity
Yamaha	SWP1 - 16	16 port Dante network switch (Installed in projection room)	2
Yamaha	SWP1 - 8	8 port Dante network switch (Portable)	2
Yamaha	Ri8-D	8 port Dante Input rack	2
Yamaha	Ro8-D	8 port Dante Output rack	2
Yamaha	RIO 1608	16 port input and 8 port output Dante Rack	1

## PROCESSOR

Brand	Model	Description	Quantity
Meyer	Galileo Galaxy 816	8 input 16 output Processor	1
Focusrite	D16R	Dante enabled interface	1

## FOH SPEAKERS

Position	Brand	Model	Description	Qty
<b>L&amp;R</b>	Meyer	Ultra X40	Compact Loudspeaker	2
<b>SUB</b>	Meyer	USW-1P	Compact sub near L&R	2
<b>Front Fill</b>	Meyer	MM4	Compact Loudspeaker under stage	8
<b>Delay 1</b>	Meyer	UPJ-1P	Compact VariQ speaker underhung from Orch Bridge	4
<b>Delay 2</b>	Meyer	UPJ-1P	Compact VariQ speaker underhung from FOH Bridge	4
<b>Surround</b>	Meyer	UPM-1P	Ultra compact wide coverage speaker - Rear LCR	3

## PORTABLE/MONITOR

Brand	Model	Description	Qty
QSC	K10.2	Compact Loudspeaker	5
QSC	KW12	Compact Loudspeaker	4
QSC	KW15	Compact Loudspeaker	2
QSC	KW18	Compact Loudspeaker	1

## WIRED MICROPHONES

Brand	Model	Description	Qty
Shure	SM58	Dynamic Vocal Microphone	7
Shure	SM57	Dynamic Instrument Microphone	6
Rode	NTG-1	Shotgun Condenser Microphone	2
Shure	Drum Mic Kit	1 x B52, 3 x SM57	1
DPA	DPA4099	Twin Piano mic Kit	1
Shure	MX313/C	Plate Mics	3
Sennheiser	E614	Condenser Mic	3
Generic	Switched Mic		3

## RADIO MICROPHONE SYSTEM

Brand	Model	Description	Qty
Sennheiser	EW500	Receiver	8
Sennheiser	SK 500	Belt packs 626 - 668 MHz	8
Sennheiser	SKM500 G3	Handheld radio w/ e945 head 626 - 668 MHz	6
Sennheiser	HSP 2	Headsets Mics	8
Sennheiser	MKE2	Lapel Mics	2
Sennheiser	ASA1	4-way Antenna Distribution boxes	1
Sennheiser	ASA214	4-way Antenna Distribution boxes	2
Sennheiser	A2003	UHF Directional aerials	2
Sennheiser	A1031 U	UHF Directional aerials	2
Sennheiser	AB 3-B	Booster for passive Aerial	2

## MICROPHONE STANDS

Type	Quantity
Tri-legged with boom mic stands	7
Round based mic stands	5
Short round-based mic stands	5
Tripod style table stands	4

## PLAYBACK UNITS

Brand	Model	Quantity
Denon	DN-C636 (Racked together)	2
Australian Monitor	MYM-DCD Dual Cd Player	1

## MISCELLANEOUS

### DI's

Brand	Model	Feature	Quantity
Radial	Pro AV2	Dual DI	2
BSS	AR-133		2
Pro Co	DB1		1

Leads: Misc. mic leads, patch leads, sex changers etc.



## AUDIO VISUAL

### PROJECTORS

Brand	Model	Lumens	Quantity
Panasonic	PT – EX 600E	6000lumms	1
EPSON	LCD SDI/HDMI	15000lumms	1

### CONTROL

Brand	Model	Processor	Ram	GPU	
<b>Apple</b>	Mac Pro	3.7 Ghz Quad Core Intel Zeon F5	12Gb	AMD Fire Pro D300	Desktop
<b>Apple</b>	MacBook	Pro 16" Touch Bar 2.3GHz 8C i9	16Gb	Radeon Pro 5500M 8GB	Laptop
<b>Apple</b>	MacBook	Pro 13" Touch Bar 2.3GHz QC i7	16Gb	Iris Plus Graphics	Laptop
<b>Apple</b>	MacBook	Pro 13" Touch Bar 2.3GHz QC i7	16Gb	Iris Plus Graphics	Laptop

\*Qlab 4.0 video and sound license

### AV EQUIPMENT

Brand	Model	Description	Quantity
Blackmagic	SmartHub 40x40	40x40 Matrix switcher	1
Blackmagic	SmartHub 20x20	20x20 Matrix switcher	1
Blackmagic	Hyperdeck	Video Recorder	1
Blackmagic	ATEM TV Studio HD	Video Blender	1
Blackmagic	Smartview 4k	4k Video Monitor	2
Blackmagic	Smartscope Duo	Dual screen monitor and scope	2
Elgato	Stream Deck	15 Key controller running Companion	1
Korg	NanoPad2	16 Pad Midi Controller	1
Steinberg	UR22 Mk2	Audio Interface 2in 2out Midi in&out	1
Denon	DN 500BD	Blue Ray Player	
Axis	V5915	PTZ Network Camera	

### CAPTIONING SYSTEM

<b>Sony</b>	75-inch LED screen	2 (L&R off Proscenium)
<b>HP</b>	Laptop running Go Theatrical	

### NOISE LEVELS

Noise levels within the auditorium should not exceed 100dB per half hour per day (National Health and Medical Research Council of Australia).

## LOW VOLTAGE DISTRIBUTION

Area	XLR Send	XLR Return	DMX	RJ45	BNC	SDI
Foyer	2	2		2	4	
Crown Room	4	4	2	2	1	
Dressing room 1	2	2	1	2	1	
Dressing room 2	2	2	1	2	1	
FOH Bridge			4	4	1	
Orch Bridge	2		4	4	1	
Prompt corner	16	8	4	4	1	4
OP Corner	16	8	4	4	1	3
Upstage OP	4	4	4	3	1	2
Orchestra Pit	4	3	4	4	1	2
Bio Box	58	42	28			
Projection Room				32	13	11

# BACKSTAGE

## DRESSING ROOMS

There are two dressing rooms, with lit make-up mirrors and benches, air conditioning, costume racks, ensuite toilets, showers and kitchenette.


Each dressing room is equipped with show relay:

- Wall mounted TV monitor and speaker displaying show relay and BOH paging.

DRESSING ROOM ONE NB: contains laundry facilities						
Size	Capacity	#benchtop stations	Toilet	Shower	Clothes Racks	Access
(39.19sqm)	25		1	1	2	Stage level.




DRESSING ROOM TWO						
Size	Capacity	# benchtop stations	Toilet	Shower	Clothes Racks	Access
(39.19sqm)	25		1	1	2	One level above stage - stair access only



## LAUNDRY / WARDROBE

Laundry facilities are located in Dressing Room 1 (stage level PS)

Washing machines	1 x Speed Queen Commercial Washer.	
Dryer	1 x Speed Queen Commercial Dryer.	
Ironing	1 x ironing board 1 x Iron.	
Clothing Racks	2 x Heavy Duty racks. (these can be removed or more brought in from other areas of the venue) 10 x dual rail movable racks.	

## GREENROOM

Each dressing room contains the following:

- Small bar fridge
- Microwave
- Kettle
- Sink
- Zip hot and cold tap
- Running water

# ADDITIONAL VENUE INFORMATION

## FOYER

The Theatre Foyer includes a kiosk and licensed bar, ample seating and a 55" monitor capable of displaying the show relay.



## REHEARSAL SPACE: CROWN ROOM

The Crown Room is a rehearsal space located on the mezzanine level. It has a sprung dance floor 11m wide by 8.5m deep, with a ceiling height of 4.15m. Five separate drape rooms are setup as dressing rooms, with the centre room being used as follow spot booth. A small kitchenette is located at the eastern end offering a company greenroom space. The Crown Room also offers two 75" monitors and speakers for show relay and BOH paging.



## VENUE

### STREET ADDRESS

106 Blackbutts Road  
(Cnr Glen Street and Blackbutts Road)  
Belrose NSW 2086

### POSTAL ADDRESS

PO BOX 124  
Belrose West NSW 2085

### CONTACTS

Operations Coordinator

Name: Nathan Jones  
Email: [nathan.jones@northernbeaches.nsw.gov.au](mailto:nathan.jones@northernbeaches.nsw.gov.au)  
Office: (02) 8495 6596

Box-Office

Phone: (02) 9470 5913

### On The Day

Duty Technician

Phone: 0435 152 890

FOH Manager

Phone: 0435 183 717